






Ms. Linda's Take & Make: Ghost




Visit [TumbleBooks](#) on the library catalog and search "The Ghost Catcher" by Martha Hamilton and Mitch Weiss to read this week's Take & Make picturebook. Then continue to the next page for instructions on making Ms. Linda's craft.

Materials Needed:


- Paper plate
- Construction paper
- Scissors, glue stick, or tape
- Crayons/markers
- Ribbons, crepe paper
- Yarn



Using your crayons/markers make a face for your ghost on the paper plate.



Take your paper and draw a pair of big hands with arms for your ghost. Cut them out and glue or tape them coming out the lower sides of his head.



Glue or tape ribbons/crepe paper streamers to the bottom of the paper plate. Make them 2x longer than the ghosts head. Attach yarn to back of paper plate at center top of head using tape. Hang your ghost up.