



# Artist Afternoon TO-GO

## Kandinsky's Circle Project

Wassily (or Vasily) Kandinsky was a Russian painter who created some of the first abstract art. Visit our Artist Afternoon-to-Go page on the library website for a link to a video about the artist, or use **Encyclopedia Britannica**, found through the library catalog, and look up "Wassily Kandinsky" to learn more.

## Materials



- a piece of square paper
- crayons
- paint brushes
- watercolor (pencils or paint)
- cup with water for the watercolors
- newspaper to cover work space



# JAFFREY PUBLIC LIBRARY

## Step 1.

With help from a caretaker if needed, use a ruler to divide your paper into 9 squares.



## Step 2.

In each square, start drawing circles of different sizes with your crayons. Leave white space between your circles.

## Step 3.

Fill in the white spaces of your circles with watercolor. If you're using paint, remember to get it very wet, if you're using pencils, make sure to color in fully to get the most color!



# JAFFREY PUBLIC LIBRARY




## Step 4.

Color in the background with your watercolors.

## Step 5.

Once the watercolors are dry, use a black marker or Sharpie to trace around your circles and lines.



## Share your art with us!

Email us pictures of your finished project to share in our Artist Afternoon album on Facebook at [info@jaffreypubliclibrary.org](mailto:info@jaffreypubliclibrary.org).