



Artist Afternoon

TO-GO

Popsicle Stick Abstract Art

Using things you find around the house can be a fun way to make art! In this project, you'll use popsicle sticks to make a piece of abstract art. Use **Encyclopedia Britannica**, found through the library catalog, and look up "modern art" to learn about different styles of art, including abstract art!

Materials

- popsicle sticks
- markers
- paper





Abstract art: a style of art that represents feelings instead of objects, and usually uses a lot of color, pattern, and texture - and allows you to color outside the lines!

JAFFREY PUBLIC LIBRARY

Step 1.

Lay a popsicle stick anywhere on your paper and trace around it with a marker. Repeat this with different colors all over the page.




Step 2.

Continue tracing the popsicle sticks in as many colors as you want, until you like how it looks. Make sure that the sticks overlap, because this will help in the next step!


Step 3.

Use the different areas you created with the overlapped popsicle sticks to color them in and make a piece of abstract art!



JAFFREY PUBLIC LIBRARY

Check out this Tumblebook to go along with your project!
Log into Tumblebooks via our [catalog](#).



When Pigasso Met Mootisse
by Nina Laden

Share your art with us!

Email us pictures of your finished project to share in our Artist Afternoon album on Facebook at info@jaffreypubliclibrary.org.

www.jaffreypubliclibrary.org | 603.532.7301