



Artist Afternoon

TO-GO

Wavy Lines Illusion

There are lots of illusions you can create with just a piece of paper, a pen or pencil, and your imagination!

With this project, you'll create a cool piece of art that really "pops"! Use **Encyclopedia Britannica**, found through the library catalog, and look up "illusion" to learn about different illusions.

Materials


- paper
- pencil or pen
- (optional) colored pencils or crayons



JAFFREY PUBLIC LIBRARY


Step 1.

Draw a wavy line from one side of your paper to the other. Draw little dots on the line - they don't have to be the same distance apart!




Step 2.

Draw about 2-4 curved lines connecting the dots on each side of the line you created in Step 1. Draw another line coming out from between two circles (as shown in the picture) and repeat Step 1.




Step 3.

Repeat the first two steps until you have "strings" all over your paper (or until your hand gets tired!).



JAFFREY PUBLIC LIBRARY




Step 4.

Add extra loops around each circle, filling in the white spaces until it looks something like the picture on the left - of course yours will look different! Don't worry about making it "perfect" - art isn't perfect!

BONUS: Color it in if you'd like!

Check out this Tumblebook to go along with your project!
Log into Tumblebooks via our [catalog](#).



Ish
by Peter H. Reynolds

Share your art with us!

Email us pictures of your finished project to share in our Artist Afternoon album on Facebook at library@townofjaffrey.com.

www.jaffreypubliclibrary.org | 603.532.7301